

MOTOMAN NEX35

Handling robot for adaptive,
AI-based automation



With a payload of 35 kg and a reach of 2,060 mm, the NEX35 manipulator is the right fit for a wide range of adaptive handling and assembly tasks for larger workpieces. As part of the MOTOMAN NEXT platform, it is suitable for automation in which robots use sensors (e.g., cameras, force sensors) to detect, understand, evaluate, and autonomously respond to new situations and workpiece variants.

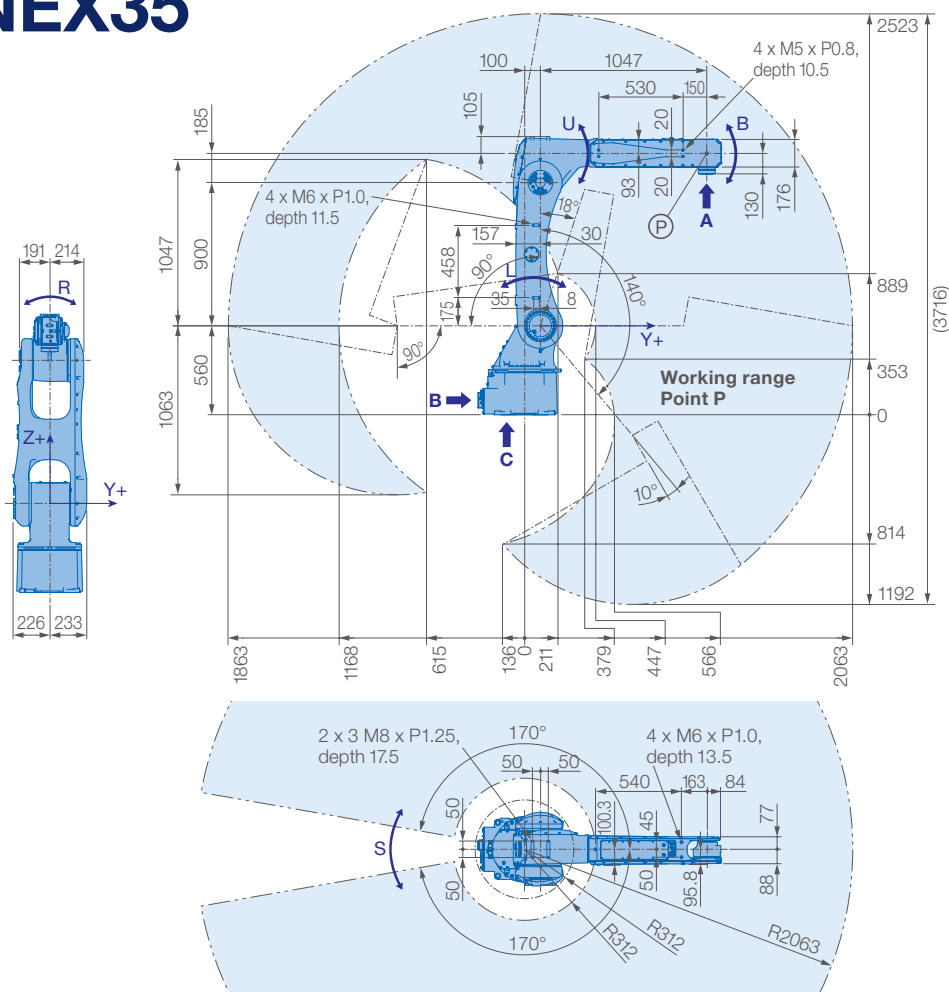
MOTOMAN NEXT integrates classic robot control with an NVIDIA-based control module (ACU), offering all the possibilities of the classic signal-based automation world (OT) and the data-based IT world on one single platform. Modern software engineering tools (by Yaskawa, NVIDIA, ROS 2 community), an open LINUX Docker environment, and services provided by Yaskawa give programmers complete freedom to efficiently and successfully deploy AI robotics applications in the field. The NEX35 manipulator features newly designed high-inertia robot servo drives from Yaskawa's $\Sigma 10$ generation, which combine high drive dynamics with outstanding absolute accuracy – for exact correspondence between the real and virtually planned worlds including automatic path planning or precise sensor guidance.

Integrated media and Ethernet cables (Cat6) in the robot arm supply intelligent plug-and-play actuators or cameras on the robot flange, for example, without the need of external media packages along the robot arm.

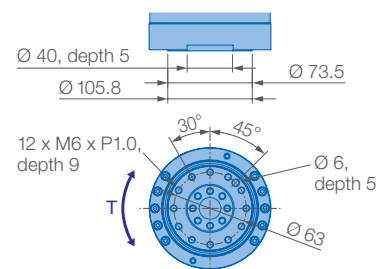
KEY FEATURES

- Universal load capacity and working range (up to 35 kg / 2,060 mm)
- High motion performance and agile servo control (new high inertia servo drives)
- Outstanding positioning / absolute accuracy
- Low weight, slim design with small installation area
- Integrated Ethernet and media cables, options for cable routing
- IP67-protected housing

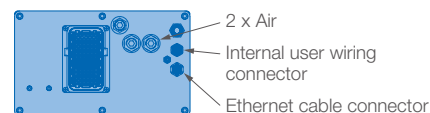
MOTOMAN NEX35



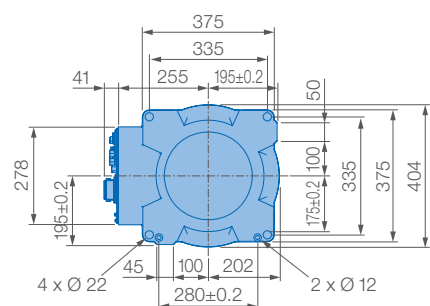
View A



View B

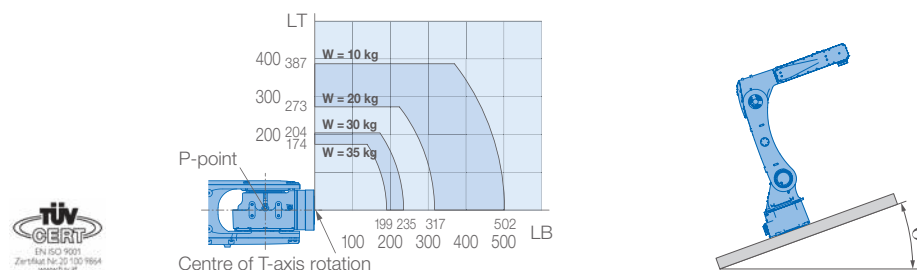


View C



Mounting options: Floor
IP Protection: IP67 (all axes)

Allowable wrist load



Robot inclination angle θ [deg.]	S-axis operating range [deg.]
$0 \leq \theta \leq 30$	± 170 max.
$30 < \theta \leq 35$	± 60 max.
$35 < \theta \leq 45$	± 45 max.
$45 < \theta$	± 30 max.

Specifications NEX35					
Axes	Maximum motion range [°]	Maximum speed [°/s]	Allowable moment [Nm]	Allowable moment of inertia [kg · m ²]	Controlled axes
S	± 170	180	—	—	6
L	$+140/-90$	180	—	—	Max. payload [kg]
U	$+180/-82$	200	—	—	Repeatability [mm]
R	± 200	350	110	4	Max. working range R [mm]
B	$+215/-35$	350	110	4	Temperature [°C]
T	± 360	400	60	1.5	Humidity [%]
					Weight [kg]
					Power supply, average [kVA]

Robotics Division

YASKAWA Europe GmbH
Yaskawastraße 1
85391 Allershausen, Germany
Tel. +49 (0) 8166/90-0
Fax +49 (0) 8166/90-103
robotics@yaskawa.eu
www.yaskawa.eu

YASKAWA Headquarters Academy and Sales Office

YASKAWA Europe GmbH
Philipp-Reis-Straße 6
65795 Hattersheim am Main, Germany
Tel. +49 (0) 6196/77725-0
Fax +49 (0) 6196/77725-39

All drawing dimensions in mm. Technical data may be subject to change without previous notice. Please request detailed drawings at robotics@yaskawa.eu.

YR-N1-06VX35-C00
A-10-2025, A-No. 231085

YASKAWA